



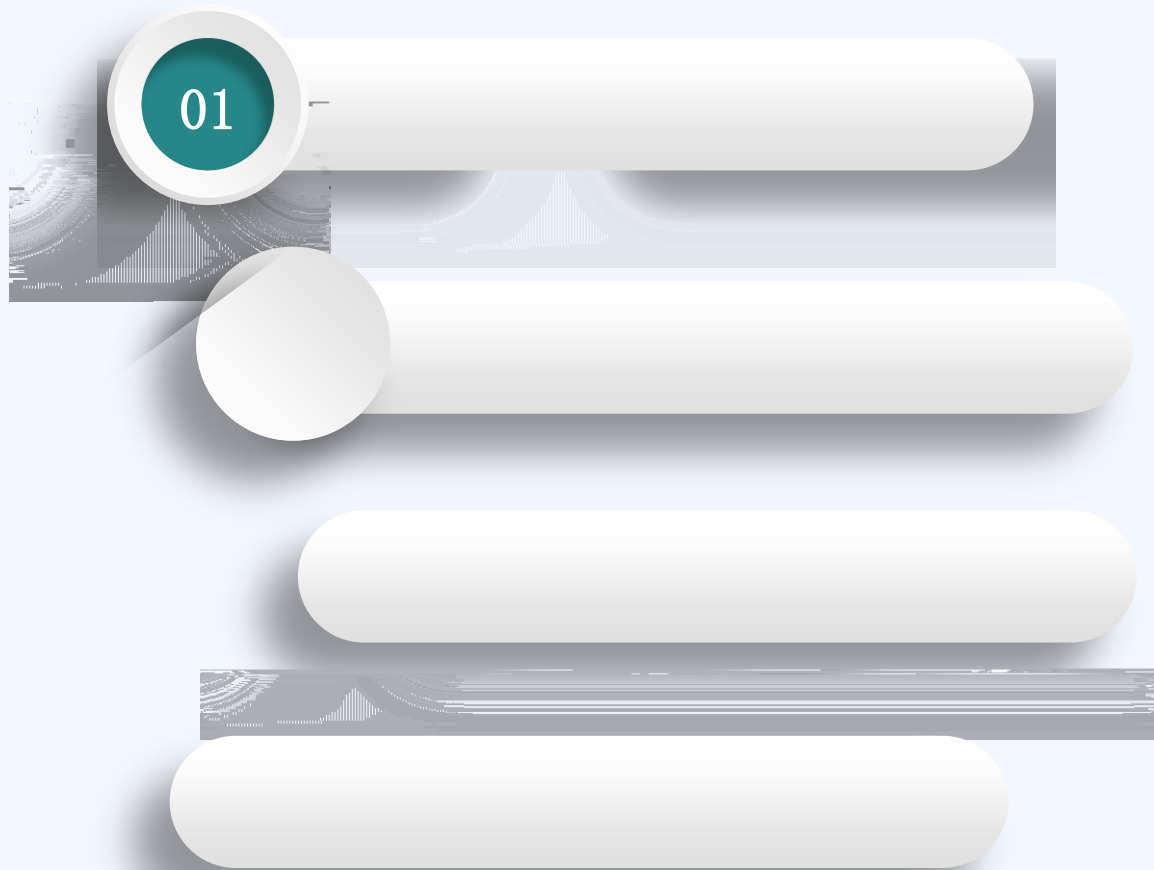
GREEN PROTECTION




PROPOSAL



01





1 " "

500 " "

2

3 " " 2007 " "

" " "



4

2-3

5

2018 1 45%


" "



.....



# 从“限塑”走向“禁塑”！新“限塑令”上线

2020 6  
——  
“ ”  
“ ” ; “ ”  
2020 1  
2020 2022 2025  
2020  
12 “ ” “ ”






“聚才乃兴，技强则旺”。兴旺环保保持财道在德和人本为先的企业理念，  
第一步制止污染 第二步治理污染


## 企业简介

2014



2014

# 绿能粒子




3-5%


20-42%

55-75%

3-5



# Water Pollution



55-75%

PE

PE





# 材料种类

项目 \ 材料种类	传统塑料	生物降解材料	绿能粒子
主要原材料	石油树脂	玉米淀粉等	无机粉体、高分子树脂
制造成本	10000元/吨 (供参考)	3-5万元/吨 (供参考)	< 10000元/吨
稳定性	高	低	高
回收利用率	低	低	高
处理方式	焚烧	降解	焚烧/自然崩解
环保效益	差	优	优
经济效益	低	低	高
综合评价	★★	★★★	★★★★★

## 01 膜袋类 包装产品

如购物袋、垃圾袋、快递袋  
.....

## 03 薄膜类 农膜等产品



如农膜、地膜、包装膜  
.....

## 容器类02 塑料品产品

如洗发水瓶、洗涤液瓶、药瓶  
.....

## 建筑类04 材料产品

如门窗、家具、管材、板材  
.....



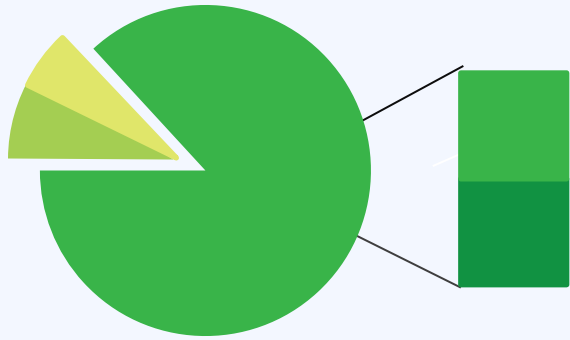
• 企业使命

• 企业愿景

• 品牌文化

• 企业精神

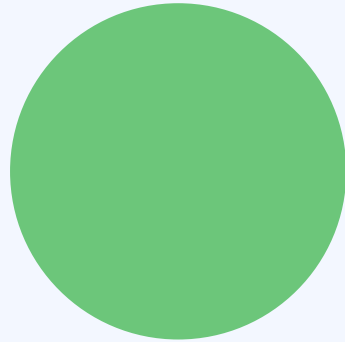
# PE 70%



70%

A

1	PE	70%
---	----	-----



亿

B

2	19	8184	19077
	1054		



## 市场分析

2019全年销售总额:

2019年利润收入:



深圳




综上所述




## 经济回报

1		2	
	4		4
2	2021	180	
	180		180
3			500-1000
	500-1000		



1



# 谢谢观看

GREEN PROTECTION

PROPOSAL

